

Folio de Acuse de Cierre: 4279

U. Responsable: 2100000000000L Secretaría de Educación





U. Ejecutora: 210C1800000000 Colegio de Educación Profesional Técnica del Estado de México



Ejercicio: 2020

Informe presupuestal de egresos: Marzo

Fecha y hora de cierre: 2020-04-17 10:29:36

ELABORÓ

C. Delfina Carranza Echeverri
Jefe de Proyecto de Presupuesto

REVISÓ

Lic. Alejandro M. Cienfuegos Díaz
Titular de la Unidad de Información, Planeación, Programación y Evaluación.

AUTORIZÓ

Mtro. Enrique Mendoza Velázquez
Director General
Normal




Resumen

Avance financiero mensual. Resumen por centro de costo.
Ejercicio: 2020
Fecha: 17/04/2020 11:08 am

U. Responsable: 21000000000000L Secretaría de Educación
U. Ejecutora: 210C18000000000 Colegio de Educación Profesional Técnica del Estado de México

Centro de costo		Presupuesto			Informe mensual: Marzo						Informe acumulado al mes de Marzo						Importe
Clave	Denominación	Autorizado	Modificaciones	Modificado	Programado	Comprometido	Devengado	Pagado	Ejercido	Variación	Programado	Comprometido	Devengado	Pagado	Ejercido	Variación	por ejercer
		Anual		A	B	C	D	E	F=C+D+E	B-F	G	H	I	J	K=H+J	G-K	A-K
Total		391,019,315.00	-0.00	391,019,315.00	168,390,082.99	277,442.28	4,249,771.18	98,501,967.30	103,029,180.76	65,360,902.23	296,480,307.00	1,031,504.04	4,249,771.18	225,519,732.55	230,801,007.77	65,679,299.23	160,218,307.23
210C18010000	19Inecameca	8,452,143.00	458,113.89	8,910,256.89	3,506,879.79	0.00	29,125.80	2,280,946.09	2,310,071.89	1,196,807.90	6,983,888.29	34,220.00	29,125.80	5,723,734.59	5,787,080.39	1,196,807.90	3,123,176.50
210C18010000	20Acacotalco	11,334,217.00	384,026.96	11,718,243.96	5,439,491.62	0.00	58,251.60	3,103,246.15	3,151,497.75	2,277,993.87	9,296,577.76	68,440.00	58,251.60	6,891,892.29	7,018,583.89	2,277,993.87	4,699,660.07
210C18010000	18Amahuacalco	21,896,919.00	395,639.17	22,292,558.17	9,372,160.47	0.00	116,502.60	6,522,591.33	6,639,093.93	2,733,066.54	17,162,203.01	34,220.00	116,502.60	14,278,413.87	14,429,136.47	2,733,066.54	7,863,421.70
210C18010000	14Azuatlán Izcalli	143,058,012.00	-5,519,548.56	137,538,463.44	59,606,053.92	277,442.28	3,142,994.98	28,107,789.55	31,528,226.81	28,077,827.11	99,112,863.80	508,280.04	3,142,994.98	67,065,384.67	70,716,659.69	28,396,224.11	66,821,803.75
210C18010000	18Atlixco	46,426,262.00	679,429.18	47,105,691.18	19,977,001.82	0.00	174,754.80	13,320,597.22	13,495,352.02	6,481,649.80	36,644,962.58	146,804.00	174,754.80	29,841,753.98	30,163,312.78	6,481,649.80	16,942,378.40
210C18010000	18Atlixco	34,102,956.00	11,312.75	34,114,268.75	14,722,457.85	0.00	174,754.20	8,843,191.07	9,017,945.27	5,704,512.58	26,392,584.35	34,220.00	174,754.20	20,479,097.57	20,688,071.77	5,704,512.58	13,426,196.98
210C18010000	18Azuatlán	22,059,329.00	-318,265.90	21,751,063.10	9,289,398.85	0.00	87,377.40	6,515,776.35	6,603,153.75	2,686,245.10	16,705,751.30	0.00	87,377.40	13,932,128.80	14,019,506.20	2,686,245.10	7,731,556.90
210C18010000	18Azuatlán	30,014,993.00	804,655.15	30,819,648.15	12,670,793.48	0.00	116,503.20	8,489,500.72	8,606,003.92	4,064,789.56	23,995,628.75	102,660.00	116,503.20	19,711,675.99	19,930,839.19	4,064,789.56	10,888,808.96
210C18010000	18Atlixco	5,508,282.00	352,117.17	5,860,399.17	2,785,267.60	0.00	29,125.80	1,519,892.92	1,549,018.72	1,236,248.88	4,668,394.57	0.00	29,125.80	3,403,019.89	3,432,145.69	1,236,248.88	2,428,253.48
210C18010000	18Atlixco	26,275,360.00	464,721.09	26,740,081.09	11,456,111.00	0.00	131,065.80	7,340,951.20	7,472,017.00	3,984,094.00	20,825,737.49	34,220.00	131,065.80	16,676,357.69	16,841,643.49	3,984,094.00	9,898,437.60
210C18010000	18Atlixco	18,354,846.00	836,041.35	19,190,887.35	8,632,850.49	0.00	72,814.20	5,058,180.06	5,130,994.26	3,501,656.23	15,084,367.95	34,220.00	72,814.20	11,475,677.52	11,582,711.72	3,501,656.23	7,608,175.63
210C18010000	18Atlixco	16,959,136.00	587,780.35	17,546,916.35	7,693,194.37	0.00	58,251.60	5,202,437.67	5,260,689.27	2,432,505.10	13,690,498.15	34,220.00	58,251.60	11,165,521.45	11,257,993.05	2,432,505.10	6,288,923.30
210C18010000	18Atlixco	6,566,860.00	863,977.40	7,430,837.40	3,238,621.73	0.00	58,249.20	2,196,866.97	2,255,116.17	983,505.56	5,916,829.00	0.00	58,249.20	4,875,074.24	4,933,323.44	983,505.56	2,497,513.96

ELABORÓ

C. Delfino Carranza Clemente
Jefe de Proyecto de Presupuesto

REVISÓ

Lic. Alejandro M. Cienfuegos Diaz
Titular de la Unidad de Información, Planeación, Programación y Evaluación.

AUTORIZÓ

Mtro. Enrique Mendoza Velázquez
Director General





-- Avance financiero al mes de marzo --

210C1 Colegio de Educación Profesional Técnica del Estado de México

Programa Proyecto	Denominación	Total	1 0 0 0	2 0 0 0	3 0 0 0	4 0 0 0	5 0 0 0	6 0 0 0	7 0 0 0	8 0 0 0	9 0 0 0
Total		230,801,007.77	191,159,365.08	1,304,420.33	38,337,222.36	0.00	0.00	0.00	0.00	0.00	0.00
010304		1,090,038.99	1,075,422.99	0.00	14,616.00	0.00	0.00	0.00	0.00	0.00	0.00
010304010101	Fiscalización, control y evaluación interna de la gestión pública	1,090,038.99	1,075,422.99	0.00	14,616.00	0.00	0.00	0.00	0.00	0.00	0.00
020502		229,464,772.18	190,083,942.09	1,304,420.33	38,076,409.76	0.00	0.00	0.00	0.00	0.00	0.00
020502010102	Bachillerato tecnológico	229,464,772.18	190,083,942.09	1,304,420.33	38,076,409.76	0.00	0.00	0.00	0.00	0.00	0.00
020506		246,196.60	0.00	0.00	246,196.60	0.00	0.00	0.00	0.00	0.00	0.00
020506010204	Vinculación con el sector productivo	3,086.60	0.00	0.00	3,086.60	0.00	0.00	0.00	0.00	0.00	0.00
020506020105	Convivencia escolar sin violencia	243,110.00	0.00	0.00	243,110.00	0.00	0.00	0.00	0.00	0.00	0.00



PPP-12c

Avance financiero mensual por unidad ejecutora y proyecto
Ejercicio: 2020
Fecha: 17/04/2020 11:08 am

U. Responsable: 21000000000000L Secretaría de Educación
U. Ejecutora: 210C1800000000 Colegio de Educación Profesional Técnica del Estado de México

Clave	Proyecto Denominación	Presupuesto			Informe mensual: Marzo						Informe acumulado al mes de Marzo					Importe por ejercer A-K	
		Autorizado	Modificaciones	Modificado	Programado	Comprometido	Devengado	Pagado	Ejercido	Variación	Programado	Comprometido	Devengado	Pagado	Ejercido		Variación
		Anual		A	B	C	D	E	F=C+D+E	B-F	G	H	I	J	K=H+I+J		G-K
Total		391,019,315.00	-0.00	391,019,315.00	168,390,082.99	277,442.28	4,249,771.16	98,501,967.30	103,029,160.76	65,360,902.23	296,480,307.00	1,031,504.04	4,249,771.18	225,519,732.55	230,801,007.77	65,679,299.23	160,216,307.23
02050201	Educación media superior	380,649,864.00	-0.00	380,649,864.00	160,054,083.55	277,442.28	4,249,771.18	97,945,379.27	102,472,592.73	57,581,490.82	287,364,660.00	1,031,504.04	4,249,771.18	224,183,496.96	229,464,772.16	57,899,887.82	151,185,091.82
0205020102	Bachillerato tecnológico	380,649,864.00	-0.00	380,649,864.00	160,054,083.55	277,442.28	4,249,771.18	97,945,379.27	102,472,592.73	57,581,490.82	287,364,660.00	1,031,504.04	4,249,771.18	224,183,496.96	229,464,772.16	57,899,887.82	151,185,091.82
01030401	Desarrollo de la función pública y ética	1,632,886.00	-0.00	1,632,886.00	596,205.04	0.00	0.00	417,962.03	417,962.03	178,243.01	1,268,282.00	0.00	0.00	1,090,038.99	1,090,038.99	178,243.01	542,847.01
010304010101	Fiscalización, control y evaluación inte	1,632,886.00	-0.00	1,632,886.00	596,205.04	0.00	0.00	417,962.03	417,962.03	178,243.01	1,268,282.00	0.00	0.00	1,090,038.99	1,090,038.99	178,243.01	542,847.01
02050601	Gestión de las políticas educativas	3,516,445.00	0.00	3,516,445.00	3,512,358.40	0.00	0.00	0.00	0.00	3,512,358.40	3,515,445.00	0.00	0.00	3,086.60	3,086.60	3,512,358.40	3,513,358.40
020506010204	Vinculación con el sector productivo	3,516,445.00	0.00	3,516,445.00	3,512,358.40	0.00	0.00	0.00	0.00	3,512,358.40	3,515,445.00	0.00	0.00	3,086.60	3,086.60	3,512,358.40	3,513,358.40
02050602	Modernización de la educación	5,175,450.00	0.00	5,175,450.00	4,191,466.00	0.00	0.00	138,626.00	138,626.00	4,052,840.00	4,295,950.00	0.00	0.00	243,110.00	243,110.00	4,052,840.00	4,932,340.00
020506020101	Fortalecimiento de la calidad educativa	600,900.00	0.00	600,900.00	600,900.00	0.00	0.00	0.00	0.00	600,900.00	600,900.00	0.00	0.00	0.00	0.00	600,900.00	600,900.00
020506020104	Tecnología aplicada a la educación	2,483,000.00	0.00	2,483,000.00	2,403,500.00	0.00	0.00	0.00	0.00	2,403,500.00	2,403,500.00	0.00	0.00	0.00	0.00	2,403,500.00	2,483,000.00
020506020105	Convivencia escolar sin violencia	2,091,550.00	0.00	2,091,550.00	1,187,066.00	0.00	0.00	138,626.00	138,626.00	1,048,440.00	1,291,550.00	0.00	0.00	243,110.00	243,110.00	1,048,440.00	1,848,440.00
01030402	Sistema anticorrupción del Estado de Méx	44,670.00	0.00	44,670.00	35,970.00	0.00	0.00	0.00	0.00	35,970.00	35,970.00	0.00	0.00	0.00	0.00	35,970.00	44,670.00
010304020204	Investigación de fallas administrativas	44,670.00	0.00	44,670.00	35,970.00	0.00	0.00	0.00	0.00	35,970.00	35,970.00	0.00	0.00	0.00	0.00	35,970.00	44,670.00

ELABORÓ


C. Delfino Carranza Clemente
Jefe de Proyecto de Presupuesto

REVISÓ

Lic. Alejandro C. Cienfuegos Díaz
Titular de la Unidad de Información, Planeación, Programación y Evaluación.

AUTORIZÓ

Mtro. Enrique Mendoza Velázquez
Director General





PPP-12c

Avance financiero mensual por unidad ejecutora y objeto de gasto
Ejercicio: 2020
Fecha: 17/04/2020 11:08 am

U. Responsable: 21000000000000L Secretaría de Educación
U. Ejecutora: 210C1800000000 Colegio de Educación Profesional Técnica del Estado de México

Partida	Objeto de gasto Denominación	Presupuesto anual			Informe mensual: Marzo						Informe acumulado al mes de Marzo					Importe por ejercer	
		Autorizado	Modificaciones	Modificado	Programado	Comprometido	Devengado	Pagado	Ejercido	Variación	Programado	Comprometido	Devengado	Pagado	Ejercido		Variación
				A	B	C	D	E	F=C+D+E	B-F	G	H	I	J	K=H+I+J	G-K	A-K

ELABORÓ

C. Delipio Carranza Clemente
Jefe de Proyecto de Presupuesto

REVISÓ

Lic. Alejandro M. Cienfuegos Diaz
Titular de la Unidad de Información, Planeación, Programación y Evaluación.

AUTORIZÓ

Mtro. Enrique Mendoza Velazquez
Director General





GOBIERNO DEL
ESTADO DE MÉXICO



PPP-12c

Avance financiero mensual por unidad ejecutora y objeto de gasto
Ejercicio: 2020
Fecha: 17/04/2020 11:08 am

U. Responsable: 21000000000000L Secretaría de Educación
U. Ejecutora: 210C18000000000 Colegio de Educación Profesional Técnica del Estado de México

Partida	Objeto de gasto	Denominación	Presupuesto anual			Informe mensual: Marzo					Informe acumulado al mes de Marzo					Importe		
			Autorizado	Modificaciones	Modificado	Programado	Comprometido	Devengado	Pagado	Ejercido	Variación	Programado	Comprometido	Devengado	Pagado	Ejercido	Variación	por ejercer
					A	B	C	D	E	F=C+D+E	B-F	G	H	I	J	K=H+J	G-K	A-K
3570	Instalación, reparación y ma	11,600,065.00	-3,581,595.34	8,018,469.66	460,418.25	0.00	0.00	373,323.74	373,323.74	87,094.51	1,712,186.26	625,884.00	0.00	999,207.75	1,625,091.75	87,094.51	6,393,377.91	
3571	Reparación, instalación y ma	11,600,065.00	-3,581,595.34	8,018,469.66	460,418.25	0.00	0.00	373,323.74	373,323.74	87,094.51	1,712,186.26	625,884.00	0.00	999,207.75	1,625,091.75	87,094.51	6,393,377.91	
3580	Servicios de limpieza y mane	22,890,132.00	2,016.00	22,892,148.00	3,817,050.21	0.00	0.00	3,817,026.92	3,817,026.92	23.29	5,724,549.00	0.00	0.00	5,724,525.71	5,724,525.71	23.29	17,167,622.29	
3581	Servicios de lavandería, lim	22,890,132.00	2,016.00	22,892,148.00	3,817,050.21	0.00	0.00	3,817,026.92	3,817,026.92	23.29	5,724,549.00	0.00	0.00	5,724,525.71	5,724,525.71	23.29	17,167,622.29	
3590	Servicios de jardinería y fu	14,308,336.00	44.62	14,308,380.62	2,240,312.48	0.00	0.00	2,240,263.16	2,240,263.16	49.32	3,390,032.62	0.00	0.00	3,389,983.30	3,389,983.30	49.32	10,918,397.32	
3591	Servicios de fumigación	14,308,336.00	44.62	14,308,380.62	2,240,312.48	0.00	0.00	2,240,263.16	2,240,263.16	49.32	3,390,032.62	0.00	0.00	3,389,983.30	3,389,983.30	49.32	10,918,397.32	
3591	Servicios de fumigación	14,308,336.00	44.62	14,308,380.62	2,240,312.48	0.00	0.00	2,240,263.16	2,240,263.16	49.32	3,390,032.62	0.00	0.00	3,389,983.30	3,389,983.30	49.32	10,918,397.32	
3600	Servicios de comunicación so	1,632,000.00	-6,377.11	1,625,622.89	464,122.89	0.00	0.00	76,509.25	76,509.25	387,613.64	464,122.89	0.00	0.00	76,509.25	76,509.25	387,613.64	1,549,113.64	
3610	Difusión por radio, televisi	532,000.00	0.00	532,000.00	133,000.00	0.00	0.00	0.00	0.00	133,000.00	133,000.00	0.00	0.00	0.00	0.00	133,000.00	532,000.00	
3612	Publicaciones oficiales y de	532,000.00	0.00	532,000.00	133,000.00	0.00	0.00	0.00	0.00	133,000.00	133,000.00	0.00	0.00	0.00	0.00	133,000.00	532,000.00	
3640	Servicios de revelado de fot	350,000.00	-6,377.11	343,622.89	81,122.89	0.00	0.00	44,080.00	44,080.00	37,042.89	81,122.89	0.00	0.00	44,080.00	44,080.00	37,042.89	299,542.89	
3641	Servicios de fotografía	350,000.00	-6,377.11	343,622.89	81,122.89	0.00	0.00	44,080.00	44,080.00	37,042.89	81,122.89	0.00	0.00	44,080.00	44,080.00	37,042.89	299,542.89	
3650	Servicios de la industria fi	750,000.00	0.00	750,000.00	250,000.00	0.00	0.00	32,429.25	32,429.25	217,570.75	250,000.00	0.00	0.00	32,429.25	32,429.25	217,570.75	717,570.75	
3651	Servicios de cine y grabació	750,000.00	0.00	750,000.00	250,000.00	0.00	0.00	32,429.25	32,429.25	217,570.75	250,000.00	0.00	0.00	32,429.25	32,429.25	217,570.75	717,570.75	
3651	Servicios de cine y grabació	750,000.00	0.00	750,000.00	250,000.00	0.00	0.00	32,429.25	32,429.25	217,570.75	250,000.00	0.00	0.00	32,429.25	32,429.25	217,570.75	717,570.75	
3700	Servicios de traslado y viat	6,258,497.00	162,659.22	6,421,156.22	813,022.22	0.00	0.00	599,551.05	599,551.05	213,471.17	1,411,942.22	0.00	0.00	1,198,471.05	1,198,471.05	213,471.17	5,222,685.17	
3720	Pasajes terrestres	6,048,497.00	162,659.22	6,211,156.22	760,522.22	0.00	0.00	563,488.07	563,488.07	197,034.15	1,359,442.22	0.00	0.00	1,162,408.07	1,162,408.07	197,034.15	5,048,748.15	
3721	Gastos de traslado por via t	6,048,497.00	162,659.22	6,211,156.22	760,522.22	0.00	0.00	563,488.07	563,488.07	197,034.15	1,359,442.22	0.00	0.00	1,162,408.07	1,162,408.07	197,034.15	5,048,748.15	
3750	Válidos en el país	210,000.00	-36,062.98	173,937.02	16,437.02	0.00	0.00	0.00	0.00	16,437.02	16,437.02	0.00	0.00	0.00	0.00	16,437.02	173,937.02	
3751	Gastos de alimentación en te	210,000.00	-36,062.98	173,937.02	16,437.02	0.00	0.00	0.00	0.00	16,437.02	16,437.02	0.00	0.00	0.00	0.00	16,437.02	173,937.02	
3780	Servicios integrales de tras	0.00	36,062.98	36,062.98	36,062.98	0.00	0.00	36,062.98	36,062.98	0.00	36,062.98	0.00	0.00	36,062.98	36,062.98	0.00	0.00	
3781	Servicios integrales de tras	0.00	36,062.98	36,062.98	36,062.98	0.00	0.00	36,062.98	36,062.98	0.00	36,062.98	0.00	0.00	36,062.98	36,062.98	0.00	0.00	
3800	Servicios oficiales	450,000.00	0.00	450,000.00	0.00	0.00	0.00	0.00	0.00	0.00	0.00	0.00	0.00	0.00	0.00	0.00	450,000.00	
3820	Gastos de orden social y cul	450,000.00	0.00	450,000.00	0.00	0.00	0.00	0.00	0.00	0.00	0.00	0.00	0.00	0.00	0.00	0.00	450,000.00	
3822	Espectáculos cívicos y cultu	450,000.00	0.00	450,000.00	0.00	0.00	0.00	0.00	0.00	0.00	0.00	0.00	0.00	0.00	0.00	0.00	450,000.00	
3900	Otros servicios generales	28,938,927.00	-2,091,275.07	26,847,651.93	1,776,921.13	0.00	0.00	1,610,776.64	1,610,776.64	166,144.49	4,759,415.93	0.00	0.00	4,593,271.44	4,593,271.44	166,144.49	22,254,380.49	
3920	Impuestos y derechos	3,068,404.00	-2,349,683.14	718,720.86	10,746.86	0.00	0.00	8,476.86	8,476.86	2,270.00	103,775.86	0.00	0.00	101,505.86	101,505.86	2,270.00	617,215.00	
3922	Otros impuestos y derechos	3,068,404.00	-2,349,683.14	718,720.86	10,746.86	0.00	0.00	8,476.86	8,476.86	2,270.00	103,775.86	0.00	0.00	101,505.86	101,505.86	2,270.00	617,215.00	
3980	Impuesto sobre nóminas y otr	25,005,000.00	405,997.20	25,410,997.20	1,744,315.20	0.00	0.00	1,594,240.16	1,594,240.16	150,075.04	4,625,004.20	0.00	0.00	4,474,929.16	4,474,929.16	150,075.04	20,936,068.04	
3982	Impuesto sobre erogaciones p	25,005,000.00	405,997.20	25,410,997.20	1,744,315.20	0.00	0.00	1,594,240.16	1,594,240.16	150,075.04	4,625,004.20	0.00	0.00	4,474,929.16	4,474,929.16	150,075.04	20,936,068.04	
3990	Otros servicios generales	865,523.00	-147,589.13	717,933.87	21,859.07	0.00	0.00	8,059.62	8,059.62	13,799.45	3,986.60	0.00	0.00	16,836.42	16,836.42	13,799.45	701,097.45	
3991	Cuotas y suscripciones	0.00	3,986.60	3,986.60	3,986.60	0.00	0.00	0.00	0.00	3,086.60	3,986.60	0.00	0.00	900.00	900.00	3,086.60	3,986.60	
3992	Gastos de servicios menores	865,523.00	-152,075.73	713,447.27	18,272.47	0.00	0.00	7,559.62	7,559.62	10,712.85	26,149.27	0.00	0.00	15,436.42	15,436.42	10,712.85	698,010.85	
3994	Inscripciones y arbitrajes	0.00	500.00	500.00	500.00	0.00	0.00	500.00	500.00	0.00	500.00	0.00	0.00	500.00	500.00	0.00	0.00	



GOBIERNO DEL
ESTADO DE MÉXICO

EDOMÉX
DECISIONES FIRMES, RESULTADOS FUERTES.

PPP-12c

Avance financiero mensual por unidad ejecutora y objeto de gasto

Ejercicio: 2020

Fecha: 17/04/2020 11:08 am

U. Responsable: 21000000000000L Secretaría de Educación

U. Ejecutora: 210C18000000000 Colegio de Educación Profesional Técnica del Estado de México

Partida	Objeto de gasto Denominación	Presupuesto anual			Informe mensual: Marzo							Informe acumulado al mes de Marzo					Importe
		Autorizado	Modificaciones	Modificado	Programado	Comprometido	Devengado	Pagado	Ejercido	Variación	Programado	Comprometido	Devengado	Pagado	Ejercido	Variación	por ejercer
				A	B	C	D	E	F=C+D+E	B-F	G	H	I	J	K=H+I+J	G-K	A-K
2720	Prendas de seguridad y prote	0.00	332.00	332.00	332.00	0.00	0.00	332.00	332.00	0.00	332.00	0.00	0.00	332.00	332.00	0.00	0.00
2721	Prendas de seguridad y prote	0.00	332.00	332.00	332.00	0.00	0.00	332.00	332.00	0.00	332.00	0.00	0.00	332.00	332.00	0.00	0.00
2730	Artículos deportivos	1,084,208.00	2,334.34	1,086,542.34	1,887.34	0.00	0.00	1,887.34	1,887.34	-0.00	2,334.34	0.00	0.00	2,334.34	2,334.34	0.00	1,084,208.00
2731	Artículos deportivos	1,084,208.00	2,334.34	1,086,542.34	1,887.34	0.00	0.00	1,887.34	1,887.34	-0.00	2,334.34	0.00	0.00	2,334.34	2,334.34	0.00	1,084,208.00
2740	Productos textiles	0.00	5,435.02	5,435.02	5,435.02	0.00	0.00	5,435.02	5,435.02	0.00	5,435.02	0.00	0.00	5,435.02	5,435.02	0.00	0.00
2741	Productos textiles	0.00	5,435.02	5,435.02	5,435.02	0.00	0.00	5,435.02	5,435.02	0.00	5,435.02	0.00	0.00	5,435.02	5,435.02	0.00	0.00
2900	Herramientas, refacciones y	3,992,578.00	33,437.43	4,026,015.43	1,144,442.78	0.00	0.00	46,014.84	46,014.84	1,096,427.94	1,177,883.43	0.00	0.00	81,455.49	81,455.49	1,096,427.94	3,944,559.94
2910	Herramientas menores	1,266,074.00	-9,072.80	1,257,001.20	524,667.91	0.00	0.00	21,510.71	21,510.71	503,157.20	536,023.20	0.00	0.00	32,866.00	32,866.00	503,157.20	1,224,135.20
2911	Refacciones, accesorios y he	1,266,074.00	-9,072.80	1,257,001.20	524,667.91	0.00	0.00	21,510.71	21,510.71	503,157.20	536,023.20	0.00	0.00	32,866.00	32,866.00	503,157.20	1,224,135.20
2920	Refacciones y accesorios men	0.00	15,688.04	15,688.04	10,964.52	0.00	0.00	10,953.92	10,953.92	10.60	15,688.04	0.00	0.00	15,677.44	15,677.44	10.60	10.60
2921	Refacciones y accesorios men	0.00	15,688.04	15,688.04	10,964.52	0.00	0.00	10,953.92	10,953.92	10.60	15,688.04	0.00	0.00	15,677.44	15,677.44	10.60	10.60
2930	Refacciones y accesorios men	0.00	395.00	395.00	0.00	0.00	0.00	0.00	0.00	0.00	395.00	0.00	0.00	395.00	395.00	0.00	0.00
2931	Refacciones y accesorios men	0.00	395.00	395.00	0.00	0.00	0.00	0.00	0.00	0.00	395.00	0.00	0.00	395.00	395.00	0.00	0.00
2940	Refacciones y accesorios men	1,880,788.00	25,886.35	1,906,674.35	608,810.35	0.00	0.00	15,550.21	15,550.21	593,260.14	625,236.35	0.00	0.00	31,976.21	31,976.21	593,260.14	1,874,698.14
2941	Refacciones y accesorios par	1,880,788.00	25,886.35	1,906,674.35	608,810.35	0.00	0.00	15,550.21	15,550.21	593,260.14	625,236.35	0.00	0.00	31,976.21	31,976.21	593,260.14	1,874,698.14
2960	Refacciones y accesorios men	0.00	540.84	540.84	0.00	0.00	0.00	0.00	0.00	0.00	540.84	0.00	0.00	540.84	540.84	0.00	0.00
2961	Refacciones y accesorios men	0.00	540.84	540.84	0.00	0.00	0.00	0.00	0.00	0.00	540.84	0.00	0.00	540.84	540.84	0.00	0.00
2970	Refacciones y accesorios men	845,716.00	0.00	845,716.00	0.00	0.00	0.00	0.00	0.00	0.00	0.00	0.00	0.00	0.00	0.00	0.00	845,716.00
2971	Artículos para la extinción	845,716.00	0.00	845,716.00	0.00	0.00	0.00	0.00	0.00	0.00	0.00	0.00	0.00	0.00	0.00	0.00	845,716.00
3000	Servicios generales	182,598,637.06	-0.00	182,598,637.06	38,641,253.67	277,442.28	4,249,771.18	19,131,774.57	23,658,988.03	14,982,265.64	53,319,488.00	1,031,504.04	4,249,771.18	33,055,947.14	38,337,222.36	14,982,265.64	144,171,414.64
3100	Servicios básicos	18,158,201.00	177,651.22	18,335,852.22	1,379,439.85	0.00	0.00	1,064,600.07	1,064,600.07	314,839.78	3,801,914.22	0.00	0.00	3,487,074.44	3,487,074.44	314,839.78	14,848,777.78
3110	Energía eléctrica	15,401,566.00	81,588.58	15,483,154.58	1,007,859.58	0.00	0.00	880,579.00	880,579.00	127,280.58	3,058,776.58	0.00	0.00	2,931,496.00	2,931,496.00	127,280.58	12,551,658.58
3111	Servicio de energía eléctric	15,401,566.00	81,588.58	15,483,154.58	1,007,859.58	0.00	0.00	880,579.00	880,579.00	127,280.58	3,058,776.58	0.00	0.00	2,931,496.00	2,931,496.00	127,280.58	12,551,658.58
3120	Gas	150,763.00	3,413.75	154,176.75	15,188.72	0.00	0.00	9,780.17	9,780.17	5,408.55	24,118.75	0.00	0.00	18,710.20	18,710.20	5,408.55	135,466.55
3121	Gas	150,763.00	3,413.75	154,176.75	15,188.72	0.00	0.00	9,780.17	9,780.17	5,408.55	24,118.75	0.00	0.00	18,710.20	18,710.20	5,408.55	135,466.55
3130	Agua	261,615.00	69,594.27	331,209.27	48,344.37	0.00	0.00	13,344.37	13,344.37	35,000.00	119,334.27	0.00	0.00	84,334.27	84,334.27	35,000.00	246,875.00
3131	Servicio de agua	261,615.00	69,594.27	331,209.27	48,344.37	0.00	0.00	13,344.37	13,344.37	35,000.00	119,334.27	0.00	0.00	84,334.27	84,334.27	35,000.00	246,875.00
3140	Telefonía tradicional	1,926,797.00	-62,272.17	1,864,524.83	217,608.42	0.00	0.00	94,057.77	94,057.77	123,550.65	399,942.83	0.00	0.00	276,392.18	276,392.18	123,550.65	1,588,132.65
3141	Servicio de telefonía conven	1,926,797.00	-62,272.17	1,864,524.83	217,608.42	0.00	0.00	94,057.77	94,057.77	123,550.65	399,942.83	0.00	0.00	276,392.18	276,392.18	123,550.65	1,588,132.65
3170	Servicios de acceso de Inter	343,260.00	78,663.73	421,923.73	66,838.76	0.00	0.00	66,838.76	66,838.76	-0.00	164,478.73	0.00	0.00	164,478.73	164,478.73	0.00	257,445.00
3171	Servicios de acceso a intern	343,260.00	78,663.73	421,923.73	66,838.76	0.00	0.00	66,838.76	66,838.76	-0.00	164,478.73	0.00	0.00	164,478.73	164,478.73	0.00	257,445.00
3180	Servicios postales y telegrá	74,200.00	6,663.06	80,863.06	23,600.00	0.00	0.00	0.00	0.00	23,600.00	35,263.06	0.00	0.00	11,663.06	11,663.06	23,600.00	69,200.00
3181	Servicio postal y telegráfic	74,200.00	6,663.06	80,863.06	23,600.00	0.00	0.00	0.00	0.00	23,600.00	35,263.06	0.00	0.00	11,663.06	11,663.06	23,600.00	69,200.00
3200	Servicios de arrendamiento	9,803,903.00	494,773.08	10,297,776.08	3,246,253.23	0.00	0.00	1,342,283.04	1,342,283.04	1,903,970.19	4,066,320.08	0.00	0.00	2,102,349.89	2,102,349.89	1,903,970.19	8,195,428.19
3220	Arrendamiento de edificios	525,270.00	0.00	525,270.00	85,841.08	0.00	0.00	46,464.89	46,464.89	39,376.19	178,770.00	0.00	0.00	139,393.81	139,393.81	39,376.19	385,876.19



PPP-12c

Avance financiero mensual por unidad ejecutora y objeto de gasto
Ejercicio: 2020
Fecha: 17/04/2020 11:08 am

U. Responsable: 21000000000000L Secretaría de Educación
U. Ejecutora: 210C18000000000 Colegio de Educación Profesional Técnica del Estado de México

Partida	Objeto de gasto	Presupuesto anual			Informe mensual: Marzo						Informe acumulado al mes de Marzo						Importe por ejercer
		Autorizado	Modificaciones	Modificado	Programado	Comprometido	Devengado	Pagado	Ejercido	Variación	Programado	Comprometido	Devengado	Pagado	Ejercido	Variación	
Denominación				A	B	C	D	E	F=C+D+E	B-F	G	H	I	J	K=H+I+J	G-K	A-K
2420	Cemento y productos de concr	0.00	5,681.90	5,681.90	5,255.90	0.00	0.00	5,255.90	5,255.90	0.00	5,681.90	0.00	0.00	5,681.90	5,681.90	0.00	0.00
2421	Cemento y productos de concr	0.00	5,681.90	5,681.90	5,255.90	0.00	0.00	5,255.90	5,255.90	0.00	5,681.90	0.00	0.00	5,681.90	5,681.90	0.00	0.00
2430	Cal, yeso y productos de yes	0.00	174.00	174.00	0.00	0.00	0.00	0.00	0.00	0.00	174.00	0.00	0.00	174.00	174.00	0.00	0.00
2431	Cal, yeso y productos de yes	0.00	174.00	174.00	0.00	0.00	0.00	0.00	0.00	0.00	174.00	0.00	0.00	174.00	174.00	0.00	0.00
2440	Madera y productos de madera	500,000.00	2,922.13	502,922.13	90,512.26	0.00	0.00	2,273.03	2,273.03	88,239.23	102,922.13	0.00	0.00	14,682.90	14,682.90	88,239.23	488,239.23
2441	Madera y productos de madera	500,000.00	2,922.13	502,922.13	90,512.26	0.00	0.00	2,273.03	2,273.03	88,239.23	102,922.13	0.00	0.00	14,682.90	14,682.90	88,239.23	488,239.23
2450	Vidrio y productos de vidrio	500,000.00	5,268.06	505,268.06	103,932.40	0.00	0.00	3,932.40	3,932.40	100,000.00	105,268.06	0.00	0.00	5,268.06	5,268.06	100,000.00	500,000.00
2451	Vidrio y productos de vidrio	500,000.00	5,268.06	505,268.06	103,932.40	0.00	0.00	3,932.40	3,932.40	100,000.00	105,268.06	0.00	0.00	5,268.06	5,268.06	100,000.00	500,000.00
2460	Material eléctrico y electró	2,050,168.00	-13,447.26	2,036,720.74	285,277.66	0.00	0.00	49,598.14	49,598.14	235,679.52	308,972.74	0.00	0.00	73,293.22	73,293.22	235,679.52	1,963,427.52
2461	Material eléctrico y electró	2,050,168.00	-13,447.26	2,036,720.74	285,277.66	0.00	0.00	49,598.14	49,598.14	235,679.52	308,972.74	0.00	0.00	73,293.22	73,293.22	235,679.52	1,963,427.52
2470	Artículos metálicos para la	1,002,754.00	46,030.09	1,048,784.09	66,099.79	0.00	0.00	66,099.79	66,099.79	0.00	76,658.09	0.00	0.00	76,658.09	76,658.09	0.00	972,126.00
2471	Artículos metálicos para la	1,002,754.00	46,030.09	1,048,784.09	66,099.79	0.00	0.00	66,099.79	66,099.79	0.00	76,658.09	0.00	0.00	76,658.09	76,658.09	0.00	972,126.00
2480	Materiales complementarios	0.00	7,676.56	7,676.56	4,237.74	0.00	0.00	4,237.74	4,237.74	0.00	7,676.56	0.00	0.00	7,676.56	7,676.56	0.00	0.00
2481	Materiales complementarios	0.00	7,258.96	7,258.96	4,237.74	0.00	0.00	4,237.74	4,237.74	0.00	7,258.96	0.00	0.00	7,258.96	7,258.96	0.00	0.00
2482	Material de señalización	0.00	417.60	417.60	0.00	0.00	0.00	0.00	0.00	0.00	417.60	0.00	0.00	417.60	417.60	0.00	0.00
2490	Otros materiales y artículos	3,705,992.00	109,445.02	3,815,437.02	461,382.11	0.00	0.00	101,175.46	101,175.46	360,206.65	509,114.02	0.00	0.00	148,907.37	148,907.37	360,206.65	3,666,529.65
2491	Materiales de construcción	2,793,775.00	96,744.48	2,890,519.48	96,605.67	0.00	0.00	95,077.08	95,077.08	1,528.59	136,413.48	0.00	0.00	134,884.89	134,884.89	1,528.59	2,755,634.59
2492	Estructuras y manufacturas p	912,217.00	12,700.54	924,917.54	364,776.44	0.00	0.00	6,098.38	6,098.38	358,678.06	372,700.54	0.00	0.00	14,022.48	14,022.48	358,678.06	910,895.06
2500	Productos químicos, farmacéu	300,000.00	16,640.90	316,640.90	113,855.58	0.00	0.00	14,885.08	14,885.08	98,970.50	116,640.90	0.00	0.00	17,670.40	17,670.40	98,970.50	298,970.50
2510	Productos químicos básicos	0.00	2,985.54	2,985.54	396.72	0.00	0.00	396.72	396.72	0.00	2,985.54	0.00	0.00	2,985.54	2,985.54	0.00	0.00
2511	Sustancias químicas	0.00	2,985.54	2,985.54	396.72	0.00	0.00	396.72	396.72	0.00	2,985.54	0.00	0.00	2,985.54	2,985.54	0.00	0.00
2520	Fertilizantes, pesticidas y	0.00	55.00	55.00	55.00	0.00	0.00	55.00	55.00	0.00	55.00	0.00	0.00	55.00	55.00	0.00	0.00
2521	Plagucidas, abonos y fertil	0.00	55.00	55.00	55.00	0.00	0.00	55.00	55.00	0.00	55.00	0.00	0.00	55.00	55.00	0.00	0.00
2530	Medicinas y productos farmac	0.00	10,511.51	10,511.51	10,511.51	0.00	0.00	10,511.51	10,511.51	0.00	10,511.51	0.00	0.00	10,511.51	10,511.51	0.00	0.00
2531	Medicinas y productos farmac	0.00	10,511.51	10,511.51	10,511.51	0.00	0.00	10,511.51	10,511.51	0.00	10,511.51	0.00	0.00	10,511.51	10,511.51	0.00	0.00
2540	Materiales, accesorios y sum	0.00	626.01	626.01	626.01	0.00	0.00	626.01	626.01	0.00	626.01	0.00	0.00	626.01	626.01	0.00	0.00
2541	Materiales, accesorios y sum	0.00	626.01	626.01	626.01	0.00	0.00	626.01	626.01	0.00	626.01	0.00	0.00	626.01	626.01	0.00	0.00
2560	Fibras sintéticas, hules, pl	300,000.00	2,462.84	302,462.84	102,266.34	0.00	0.00	3,295.84	3,295.84	98,970.50	102,462.84	0.00	0.00	3,492.34	3,492.34	98,970.50	298,970.50
2561	Fibras sintéticas, hules, pl	300,000.00	2,462.84	302,462.84	102,266.34	0.00	0.00	3,295.84	3,295.84	98,970.50	102,462.84	0.00	0.00	3,492.34	3,492.34	98,970.50	298,970.50
2600	Combustibles, lubricantes y	3,127,489.00	0.00	3,127,489.00	781,870.00	0.00	0.00	0.00	781,870.00	0.00	781,870.00	0.00	0.00	0.00	0.00	781,870.00	3,127,489.00
2610	Combustibles, lubricantes y	3,127,489.00	0.00	3,127,489.00	781,870.00	0.00	0.00	0.00	781,870.00	0.00	781,870.00	0.00	0.00	0.00	0.00	781,870.00	3,127,489.00
2611	Combustibles, lubricantes y	3,127,489.00	0.00	3,127,489.00	781,870.00	0.00	0.00	0.00	781,870.00	0.00	781,870.00	0.00	0.00	0.00	0.00	781,870.00	3,127,489.00
2700	Vestuario, blancos, prendas	3,427,467.00	10,480.47	3,437,947.47	1,379,024.47	0.00	0.00	78,327.31	78,327.31	1,300,697.16	1,379,471.47	0.00	0.00	78,774.31	78,774.31	1,300,697.16	3,259,173.16
2710	Vestuario y uniformes	2,343,259.00	2,379.11	2,345,638.11	1,371,370.11	0.00	0.00	70,672.95	70,672.95	1,300,697.16	1,371,370.11	0.00	0.00	70,672.95	70,672.95	1,300,697.16	2,274,965.16
2711	Vestuario y uniformes	2,343,259.00	2,379.11	2,345,638.11	1,371,370.11	0.00	0.00	70,672.95	70,672.95	1,300,697.16	1,371,370.11	0.00	0.00	70,672.95	70,672.95	1,300,697.16	2,274,965.16



PPP-12c

Avance financiero mensual por unidad ejecutora y objeto de gasto
Ejercicio: 2020
Fecha: 17/04/2020 11:08 am

U. Responsable: 21000000000000L Secretaría de Educación
U. Ejecutora: 210C18000000000 Colegio de Educación Profesional Técnica del Estado de México

Partida	Objeto de gasto Denominación	Presupuesto anual			Informe mensual: Marzo						Informe acumulado al mes de Marzo						Importe por ejercer
		Autorizado	Modificaciones	Modificado	Programado	Comprometido	Devengado	Pagado	Variación	Programado	Comprometido	Devengado	Pagado	Variación			
		A	B	C	D	E	F=C+D+E	B-F	G	H	I	J	K=H+I+J	G-K	A-K		
	Total	1,164,951,242.00	0.00	1,164,951,242.00	168,390,082.99	277,442.28	4,249,771.18	98,501,967.30	103,029,180.76	65,360,902.23	296,480,307.00	1,031,504.04	4,249,771.18	225,519,732.55	230,801,007.77	65,679,299.23	934,150,234.23
1000	Servicios personales	936,408,478.00	0.00	936,408,478.00	113,370,241.26	0.00	0.00	78,438,979.34	78,438,979.34	34,931,261.92	226,409,024.00	0.00	0.00	191,159,365.08	191,159,365.08	35,249,658.92	745,249,112.92
1100	Remuneraciones al personal d	211,694,540.00	-10,459,812.47	201,234,727.53	15,816,197.99	0.00	0.00	15,800,203.24	15,800,203.24	15,994.75	46,608,584.53	0.00	0.00	46,592,589.78	46,592,589.78	15,994.75	154,642,137.75
1130	Sueldos base al personal per	211,694,540.00	-10,459,812.47	201,234,727.53	15,816,197.99	0.00	0.00	15,800,203.24	15,800,203.24	15,994.75	46,608,584.53	0.00	0.00	46,592,589.78	46,592,589.78	15,994.75	154,642,137.75
1131	Sueldo base	211,694,540.00	-10,459,812.47	201,234,727.53	15,816,197.99	0.00	0.00	15,800,203.24	15,800,203.24	15,994.75	46,608,584.53	0.00	0.00	46,592,589.78	46,592,589.78	15,994.75	154,642,137.75
1200	Remuneraciones al personal d	266,266,725.00	64,457.89	266,331,182.89	36,705,896.47	0.00	0.00	28,679,793.89	28,679,793.89	8,026,104.58	69,906,091.89	0.00	0.00	61,879,987.31	61,879,987.31	8,026,104.58	204,451,195.58
1220	Sueldos base al personal eve	266,266,725.00	64,457.89	266,331,182.89	36,705,896.47	0.00	0.00	28,679,793.89	28,679,793.89	8,026,104.58	69,906,091.89	0.00	0.00	61,879,987.31	61,879,987.31	8,026,104.58	204,451,195.58
1222	Sueldos y salarios compactad	266,266,725.00	64,457.89	266,331,182.89	36,705,896.47	0.00	0.00	28,679,793.89	28,679,793.89	8,026,104.58	69,906,091.89	0.00	0.00	61,879,987.31	61,879,987.31	8,026,104.58	204,451,195.58
1300	Remuneraciones adicionales y	208,892,131.00	1,047,510.35	209,939,641.35	25,438,623.35	0.00	0.00	16,136,252.98	16,136,252.98	9,302,370.37	45,904,569.35	0.00	0.00	36,283,801.98	36,283,801.98	9,620,767.37	173,655,839.37
1310	Primas por años de servicio	61,656,741.00	1,561,910.64	63,218,651.64	7,434,904.73	0.00	0.00	6,424,580.62	6,424,580.62	1,010,324.11	17,968,773.64	0.00	0.00	16,640,052.53	16,640,052.53	1,328,721.11	46,578,599.11
1311	Prima por años de servicio	1,621,805.00	202,980.45	1,824,785.45	433,078.00	0.00	0.00	34,850.00	34,850.00	398,228.00	634,543.45	0.00	0.00	236,315.45	236,315.45	398,228.00	1,588,470.00
1312	Prima de antigüedad	60,034,936.00	1,358,930.19	61,393,866.19	7,001,826.73	0.00	0.00	6,389,730.62	6,389,730.62	612,096.11	17,334,230.19	0.00	0.00	16,403,737.08	16,403,737.08	930,493.11	44,990,129.11
1320	Primas de vacaciones, domini	75,059,729.00	130,271.37	75,190,000.37	14,416,975.28	0.00	0.00	6,989,632.02	6,989,632.02	7,427,343.26	19,329,428.37	0.00	0.00	11,902,083.11	11,902,083.11	7,427,343.26	63,287,917.26
1321	Prima vacacional	19,719,242.00	3,750,956.68	23,470,198.68	7,003,212.48	0.00	0.00	6,957,714.75	6,957,714.75	45,497.73	8,900,107.68	0.00	0.00	8,854,609.95	8,854,609.95	45,497.73	14,615,588.73
1322	Aguinaldo	25,939,609.00	-2,967,760.24	22,971,848.76	3,890,124.03	0.00	0.00	30,442.43	30,442.43	3,859,681.60	3,934,772.76	0.00	0.00	75,091.16	75,091.16	3,859,681.60	22,896,757.60
1323	Aguinaldo de eventuales	29,400,878.00	-652,925.07	28,747,952.93	3,523,638.77	0.00	0.00	1,474.84	1,474.84	3,522,163.93	6,494,545.93	0.00	0.00	2,972,382.00	2,972,382.00	3,522,163.93	25,775,570.93
1340	Compensaciones	72,175,661.00	-644,671.66	71,530,989.34	3,686,743.34	0.00	0.00	2,722,040.34	2,722,040.34	864,703.00	8,006,369.34	0.00	0.00	7,741,666.34	7,741,666.34	864,703.00	63,789,323.00
1341	Compensación	23,814,909.00	-644,916.48	23,169,992.52	2,458,689.61	0.00	0.00	1,827,644.88	1,827,644.88	631,044.73	5,692,239.52	0.00	0.00	5,061,194.79	5,061,194.79	631,044.73	18,108,797.73
1343	Compensación por riesgo prof	795,348.00	0.00	795,348.00	118,978.00	0.00	0.00	45,738.00	45,738.00	73,240.00	211,651.00	0.00	0.00	138,411.00	138,411.00	73,240.00	656,937.00
1345	Gratificación	37,420,425.00	0.00	37,420,425.00	0.00	0.00	0.00	0.00	0.00	0.00	0.00	0.00	0.00	0.00	0.00	0.00	37,420,425.00
1346	Gratificación por convenio	4,794,952.00	0.00	4,794,952.00	484,261.25	0.00	0.00	398,612.50	398,612.50	85,648.75	1,278,585.00	0.00	0.00	1,192,936.25	1,192,936.25	85,648.75	3,602,015.75
1347	Gratificación por productivi	5,350,027.00	244.82	5,350,271.82	524,814.48	0.00	0.00	450,044.96	450,044.96	74,769.52	1,423,893.82	0.00	0.00	1,349,124.30	1,349,124.30	74,769.52	4,001,147.52
1400	Seguridad social	108,544,388.00	8,194,121.67	116,738,509.67	11,662,987.54	0.00	0.00	9,974,180.40	9,974,180.40	1,688,807.14	27,288,713.67	0.00	0.00	25,599,906.53	25,599,906.53	1,688,807.14	91,138,603.14
1410	Aportaciones de seguridad so	67,779,707.00	5,055,570.69	72,835,277.69	7,292,003.61	0.00	0.00	6,350,544.96	6,350,544.96	941,458.65	17,190,112.69	0.00	0.00	16,248,654.04	16,248,654.04	941,458.65	56,586,623.65
1411	Aportaciones al ISSSTE	67,779,707.00	5,055,570.69	72,835,277.69	7,292,003.61	0.00	0.00	6,350,544.96	6,350,544.96	941,458.65	17,190,112.69	0.00	0.00	16,248,654.04	16,248,654.04	941,458.65	56,586,623.65
1420	Aportaciones a fondos de viv	25,247,036.00	2,743,876.32	27,990,912.32	2,612,219.37	0.00	0.00	2,374,661.38	2,374,661.38	237,557.99	6,264,845.32	0.00	0.00	6,027,287.33	6,027,287.33	237,557.99	21,963,624.99
1421	FOVISSSTE	25,247,036.00	2,743,876.32	27,990,912.32	2,612,219.37	0.00	0.00	2,374,661.38	2,374,661.38	237,557.99	6,264,845.32	0.00	0.00	6,027,287.33	6,027,287.33	237,557.99	21,963,624.99
1430	Aportaciones al sistema para	10,098,807.00	394,674.66	10,493,481.66	1,112,639.87	0.00	0.00	1,012,601.26	1,012,601.26	100,038.61	2,719,698.66	0.00	0.00	2,619,660.05	2,619,660.05	100,038.61	7,873,821.61
1431	SAR (Sistema de Ahorro para	10,098,807.00	394,674.66	10,493,481.66	1,112,639.87	0.00	0.00	1,012,601.26	1,012,601.26	100,038.61	2,719,698.66	0.00	0.00	2,619,660.05	2,619,660.05	100,038.61	7,873,821.61
1440	Aportaciones para seguros	5,418,838.00	0.00	5,418,838.00	646,124.59	0.00	0.00	236,372.80	236,372.80	409,751.89	1,114,057.00	0.00	0.00	704,305.11	704,305.11	409,751.89	4,714,532.89
1441	Seguros y fianzas	5,418,838.00	0.00	5,418,838.00	646,124.59	0.00	0.00	236,372.80	236,372.80	409,751.89	1,114,057.00	0.00	0.00	704,305.11	704,305.11	409,751.89	4,714,532.89
1500	Otras prestaciones sociales	139,005,003.00	-536,165.37	138,468,837.63	23,451,013.87	0.00	0.00	7,830,920.25	7,830,920.25	15,620,993.42	34,477,467.63	0.00	0.00	18,857,374.21	18,857,374.21	15,620,993.42	119,611,463.42
1510	Cuotas para el fondo de ahor	7,499,906.00	0.00	7,499,906.00	1,911,781.00	0.00	0.00	0.00	0.00	1,911,781.00	1,911,781.00	0.00	0.00	0.00	0.00	1,911,781.00	7,499,906.00
1511	Cuotas para fondo de retiro	4,011,375.00	0.00	4,011,375.00	984,200.00	0.00	0.00	0.00	0.00	984,200.00	984,200.00	0.00	0.00	0.00	0.00	984,200.00	4,011,375.00
1512	Seguro de separación individ	3,488,531.00	0.00	3,488,531.00	927,581.00	0.00	0.00	0.00	0.00	927,581.00	927,581.00	0.00	0.00	0.00	0.00	927,581.00	3,488,531.00